Ο ΚΟΡΟΝΑΪΟΣ
Η ΠΑΝΔΗΜΙΑ
ΚΑΙ ΤΑ ΕΜΒΟΛΙΑ

ΑΠΟΚΑΛΥΠΤΙΚΗ ΜΕΛΕΤΗ
ΓΑΛΛΩΝ ΕΡΕΥΝΗΤΩΝ

Ἐπιμέλεια κειμένων καὶ παρουσιάσεως
ΑΛΚΙΝΟΟΣ (Ἀνθεστηριὼν 2021)

ΤΕΚΜΗΡΙΑ ΟΤΙ ΠΡΟΚΕΙΤΑΙ ΓΙΑ ΚΑΤΑΣΚΕΥΑΣΜΕΝΟ ΚΟΡΟΝΑΪΟ (ARTIFICIAL)

ΚΑΙ ΤΙ ΚΡΥΒΕΙ Η ΕΚΒΙΑΣΤΙΚΗ ΕΠΙΒΟΛΗ ΤΟΥ ΕΜΒΟΛΙΑΣΜΟΥ

The Whole Truth

Covid-19
Covid-19 Vaccines

Professor Jean-Bernard Fourtillan
Doctor Christian Tal Schaller
Docteur Serge Rader
Didier Rochard
Frédéric Chaumont

August 20, 2020

Ο ΤΕΧΝΗΤΟΣ ΚΟΡΟΝΑΪΟΣ ΚΑΤΑΣΚΕΥΑΣΤΗΚΕ ΣΤΗΝ ΓΑΛΛΙΑ ΑΠΟ ΤΟ ΙΝΣΤΙΤΟΥΤΟ ΠΑΣΤΕΡ , ΣΕ ΤΡΕΙΣ ΦΑΣΕΙΣ , ΑΠΟ ΤΟΝ ΦΥΣΙΚΟ ΚΟΡΟΝΑΪΟ SARS-CoV (Severe Acute Respiratory Syndrome – Corona Virus)

-2003 παραγωγὴ Sars-CoV-1 (βλ. ἀριθμ. πρώτης πατέντας)

-2011 παραγωγὴ Sars-CoV-2 (βλ. ἀριθμ. δεύτερης πατέντας)

-2015 παραγωγὴ Covid-19 μὲ εἰσαγωγὴ στὸ γονιδίωμα τοῦ Sars-CoV2 τεσσάρων ἀλληλουχιῶν RNA τοῦ ἰοῦ τοῦ AIDS. Ἀπελευθερώθηκε στὴν Wuhan χωρὶς ἐπίγνωση τῶν Κινέζων…

COVID-19 is an artificial coronavirus made in France by the Institut Pasteur from natural Sars-CoV coronavirus

Covid-19 is the **result of several genetic manipulations** of a strain of Coronavirus **Sars-CoV**, associated with severe acute respiratory syndrome (SARS), **resulting from a sample** listed under the number 031589, **collected from bronchoalveolar washings of Sars infected patients by scientists of Institut Pasteur**, before 2003, at the **French hospital in Hanoi** (Vietnam)

- **1st Step: Sars-CoV-1** was produced by a **first patent** (2003: European Patent EP1694829 B1 and US Patent US 012.8224 A1) **from Sars-CoV** collected in Hanoi before2003
- **2nd Step: Sars-CoV-2** was **a continuation of the first US patent** US 012.8224 A1, protected by the **second US Patent** US 8,243,718 B2 (2011), **from Sars-CoV-1**
- **3rd Step: Covid-19** was produced **from Sars-Cov-2** by **inserting** into its genome **4 sequences of HIV1** (RNA **AIDS virus**)

Finally

Covid-19 was **made in France** by French scientists at the Institut Pasteur **from** natural **Sars-CoV**, then **transferred to Wuhan** where **the People of Institut Pasteur released it, unbeknownst to scientists in the Wuhan laboratory and the Chinese government**

ΙΝΣΤΙΤΟΥΤΟ ΠΑΣΤΕΡ

-2003 παραγωγὴ Sars-CoV-1 (βλ. ἀριθμὸ πρώτης πατέντας καὶ 157 πρόσθετα στὸ RNA τοῦ φυσικοῦ κοροναϊοῦ)

-2011 παραγωγὴ Sars-CoV-2 (βλ. ἀριθμὸ δεύτερης πατέντας)

-Μεταξύ 2011 καὶ 2015 παραγωγὴ Covid-19 μὲ εἰσαγωγὴ στὸ γονιδίωμα τοῦ Sars-CoV2 τεσσάρων θραυσμάτων RNA τοῦ ἰοῦ τοῦ AIDS.

ΚΑΤΑΣΚΕΥΑΣΜΕΝΟΙ ΣΤΗΝ ΓΑΛΛΙΑ

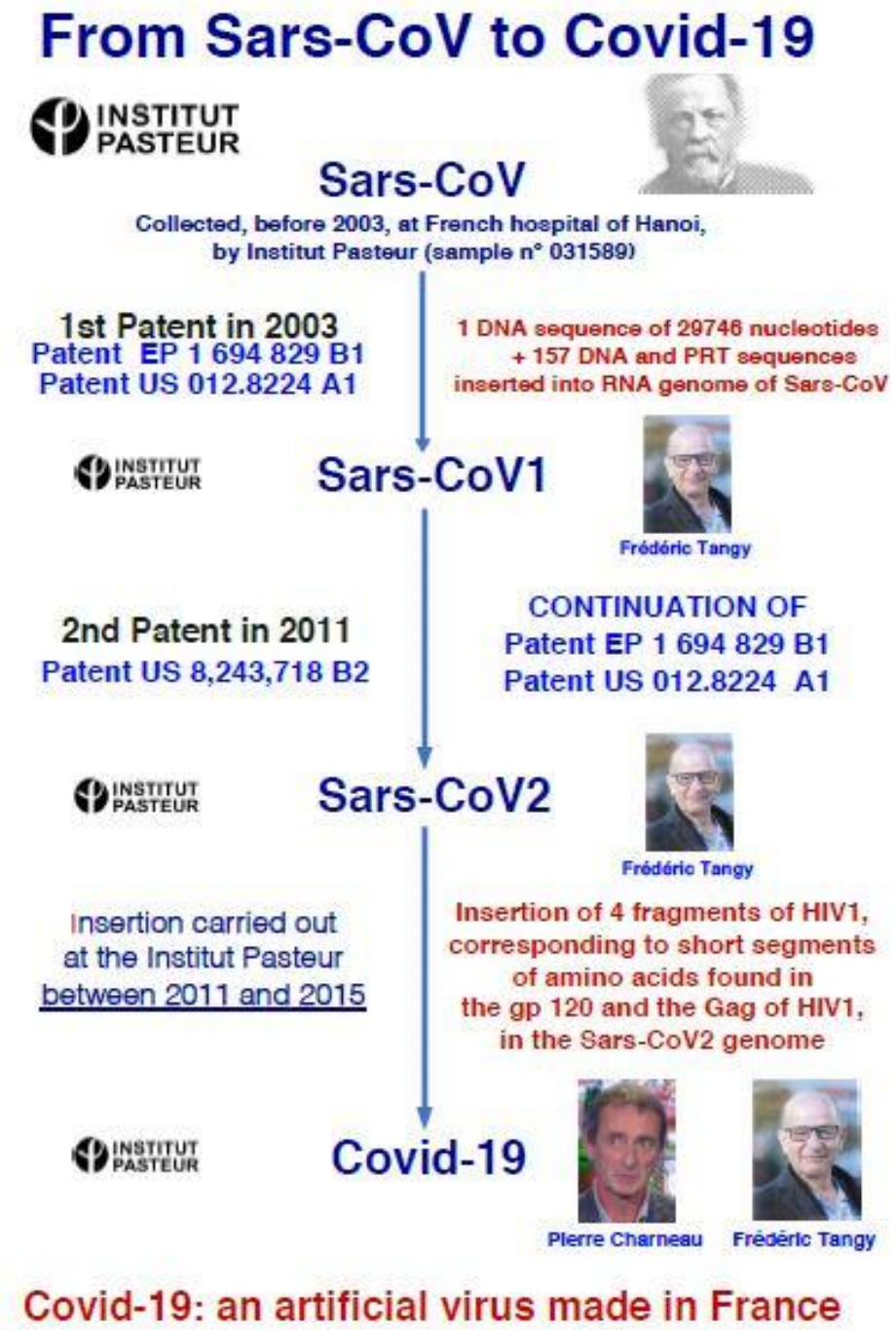

Στὴν περίληψη τῶν πατεντῶν κατασκευῆς τῶν τεχνητῶν κοροναϊῶν Sars-CoV1 (2003) καὶ Sars-CoV2 (2011) φαίνεται ἡ ἀπόδειξη τῆς σκοπιμότητας κατοχυρώσεως τῆς μελλοντικῆς κατασκευῆς τῶν ΤΕΣΤ καὶ τῶν ΕΜΒΟΛΙΩΝ

The proof that the 3 patents EP 1 694 829 B1, US 012.8224 A1, and US 8,243,718 B2, filed by the Institut Pasteur in 2003 and 2011, were intended to protect the manufacture of Tests and Vaccines, are mentioned in the abstracts of these patents

Page 3 of EuropeanPatent EP 1 694 829 B1

EP 1 694 829 B1

Description

[0001] La présente invention est relative à une nouvelle souche de coronavirus associé au syndrome respiratoire aigu sévère (SRAS), issue d'un prélèvement répertorié sous le n° 031589 et prélevé à Hanoi (Vietnam), à des molécules d'acide nucléique issues de son génome, aux protéines et peptides codés par lesdites molécules d'acide nucléique ainsi qu'à leurs applications, notamment en tant que réactifs de diagnostic et/ou comme vaccin.

[0002] Le coronavirus est un virus à ARN monocaténaire, de polarité positive, d'approximativement 30 kilobases qui se réplique dans le cytoplasme des cellules hôtes ; l'extrémité 5' du génome a une structure en coiffe et l'extrémité 3' comporte une queue polyA. Ce virus est enveloppé et comprend, à sa surface, des structures péplomériques dénommées spicules.

Στὴν περίληψη τῆς πατέντας κατασκευῆς τοῦ τεχνητοῦ κοροναϊοῦ Sars-CoV1 φαίνεται ἡ ἀπόδειξη τῆς σκοπιμότητας κατοχυρώσεως τῆς μελλοντικῆς κατασκευῆς τῶν ΤΕΣΤ καὶ τῶν ΕΜΒΟΛΙΩΝ

Page 1 of American Patent US 012.8224 A1

(57) **ABSTRACT**

The invention relates to a novel strain of severe acute respiratory syndrome (SARS)-associated coronavirus, resulting from a sample collected in Hanoi (Vietnam), reference number 031589, nucleic acid molecules originating from the genome of same, proteins and peptides coded by said nucleic acid molecules and, more specifically, protein N and the applications thereof, for example, as diagnostic reagents and/or as a vaccine.

Στὴν περίληψη τῆς πατέντας κατασκευῆς τοῦ τεχνητοῦ κοροναϊοῦ Sars-CoV2 φαίνεται ἡ ἀπόδειξη τῆς σκοπιμότητας κατοχυρώσεως τῆς κατασκευῆς τῶν ΤΕΣΤ καὶ τῶν ΕΜΒΟΛΙΩΝ (ἐπαναλαμβάνεται τὸ ἴδιο**)**

Page 1 of Amerian Patent US 8,243,718 B2

(57) **ABSTRACT**

The invention relates to a novel strain of severe acute respiratory syndrome (SARS)-associated coronavirus, resulting from a sample collected in Hanoi (Vietnam), reference number 031589, nucleic acid molecules originating from the genome of same, proteins and peptides coded by said nucleic acid molecules and, more specifically, protein N and the applications thereof, for example, as diagnostic reagents and/or as a vaccine.

ΙΝΣΤΙΤΟΥΤΟ JENNER

Ἀπὸ τὸν Κοροναϊὸ Covid-19 πᾶμε στὸ Ἐμβόλιο ChAdOx1 nCoV-19 μὲ γονίδιο-μεταφορέα Χιμπατζῆ (Sanofi) ΚΑΙ μὲ τὴν εἰσαγωγὴ Νανοσωματιδίων ἀνιχνεύσεως μέσα στὸ ὑγρὸ τοῦ φιαλιδίου (βλ. ἀριθμὸ πατέντας τῆς Microsoft τοῦ Bill Gates).
Τὰ Νανοσωματίδια θὰ χρησιμεύσουν στὴν ἀνίχνευση (ἐνεργοποίηση) τῶν σωματικῶν δεδομένων κάθε ἀνθρώπου κατὰ τὴν μελλοντικὴ ἐφαρμογὴ τοῦ νέου Ψηφιακοῦ Νομισματικοῦ Συστήματος (μέσῳ 5G καὶ δορυφόρων)

From Covid-19 to ChAdOx1 n-CoV-19 Vaccine

Covid-19

Insertion of Covid-19 genome into the genome of a viral vector

(ChAdOx1 Chimpanzee DNA adenovirus)

Jenner Institute

Adrian Hill
Director of Jenner Institute

Covid-19 vaccine

ChAdOx1 nCoV-19 (GSK, Sanofi)

Insertion of tracing nanoparticles in the vaccine vial to be injected into the human body together with the vaccine

US Patent WO 2020/060606 A1
PCT/US20 19/038084 Microsoft

Final vaccine

NANOPARTICLES OF Covid-19 VACCINES
CRYPTOCURRENCY SYSTEM USING BODY ACTIVITY DATA

Χρησιμότητα τῶν Νανοσωματιδίων : Ὁ ἐμβολιαζόμενος καθίσταται ἀνιχνεύσιμος ὡς πομπὸς καὶ δέκτης στὸ μελλοντικὸ Κρυπτονομισματικὸ Σύστημα (…μετὰ τὴν μέσῳ Lockdown κατάρρευση τῶν Οἰκονομιῶν τῶν Κρατῶν**)**

Nanoparticles they want to inject in your body together with ChAdOx1 nCovid-19 Vaccine

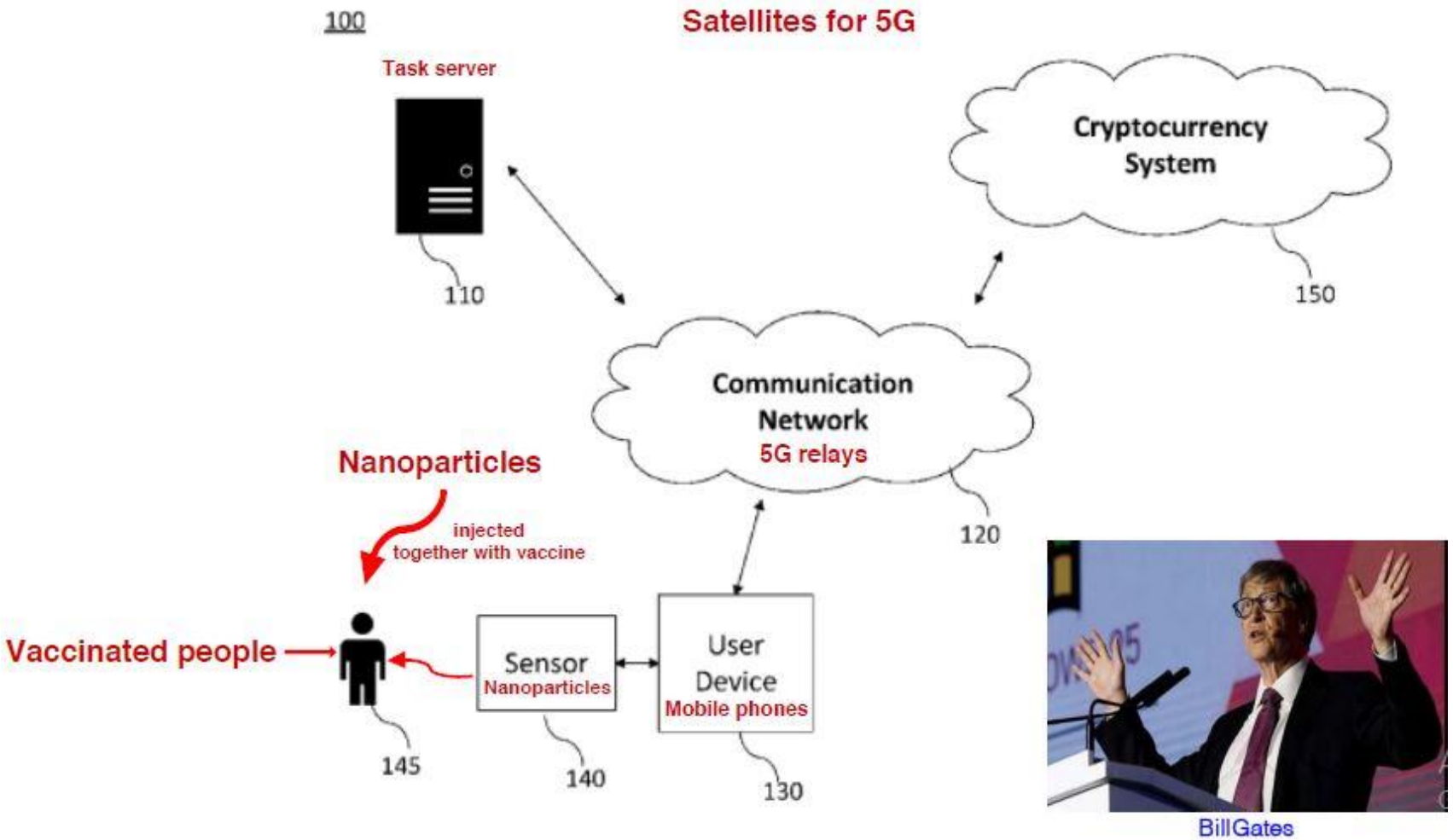

ΚΥΡΙΑ ΣΥΣΤΑΤΙΚΑ ΕΜΒΟΛΙΟΥ Sanofi-AstraZeneca: ΚΟΡΟΝΑΪΟΣ (COVID-19) + ΙΟΣ ΜΕΤΑΦΟΡΑΣ (ChAdOx1 ἀδενοϊός) (...ἡ Pfizer βάζει λιπίδια μεταφορᾶς) + ΝΑΝΟΣΩΜΑΤΙΔΙΑ ΕΛΕΓΧΟΥ + ΑΠΟΛΥΜΑΝΤΙΚΟ

The ChAdOx1 nCoV-19 vaccine they want to inject in your body contains



ChAdOx1 nCoV-19: **Covid-19** coronavirus carried by the vector virus **ChAdOx1**

Nanoparticles described in Microsoft Patent PCT/US2019/038084, which will control you thanks to 5G

Disinfectants: either **Thimerosal** or **Formaldehyde** and antibiotics

Activ
Go to

+ ΣΥΣΤΑΤΙΚΑ ΚΟΡΟΝΑΪΟΥ : 4 ΘΡΑΥΣΜΑΤΑ ΙΟΥ AIDS + DNA ΠΑΡΑΣΙΤΟΥ ΕΛΟΝΟΣΙΑΣ + τὰ 157 θραύσματα DNA στὸ RNA τοῦ τεχνητοῦ Ἰοῦ Sars-CoV2 (+ τὰ ἀπαραίτητα Νανοσωματίδια τοῦ ὑγροῦ)

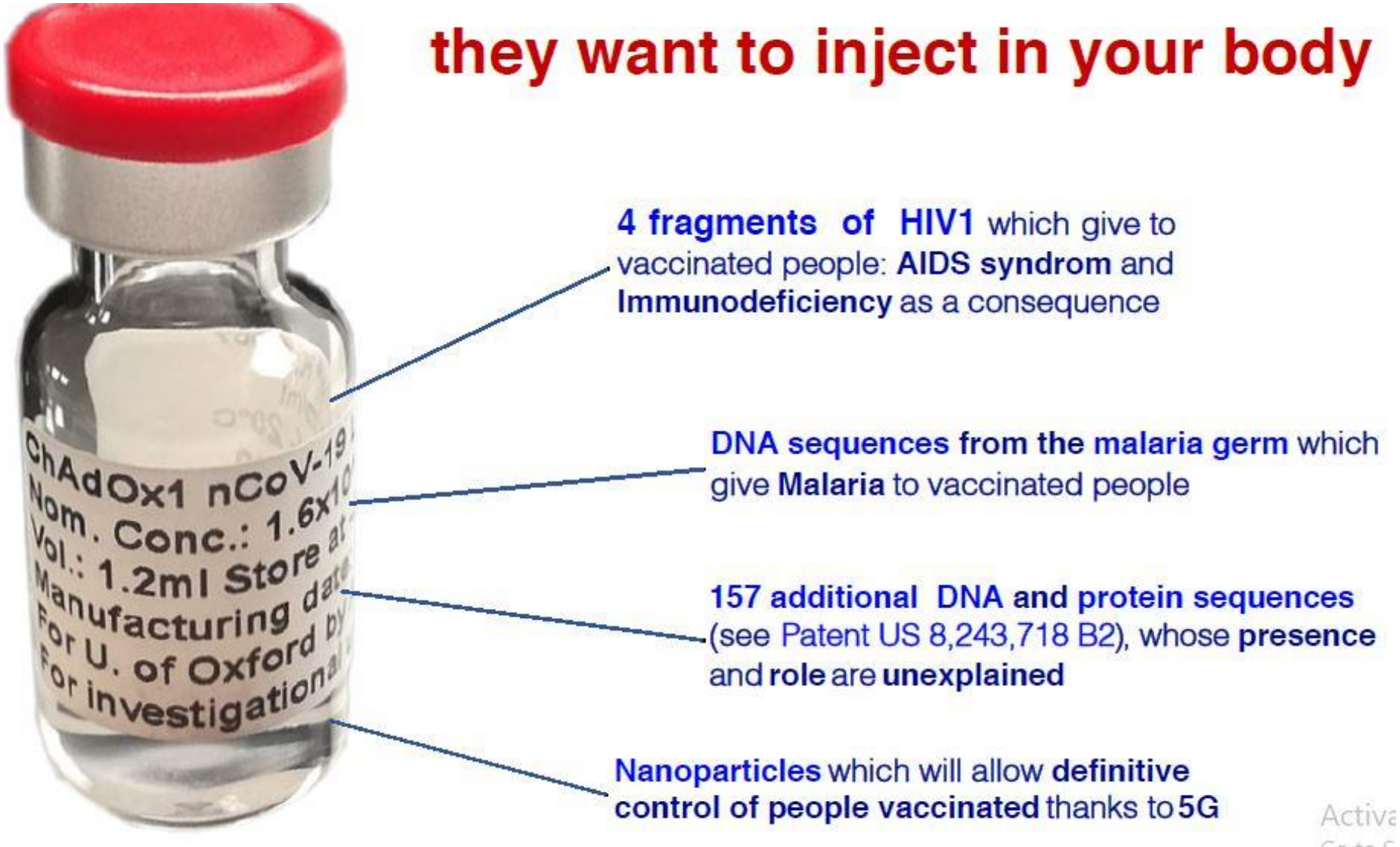

PRELUDE

To fully **control** and **enslave** the **world's population**, by monitoring and weakening it, the leaders of the New World Order had **nothing better** at their disposal **than a Vaccine**. With this diabolical intention, they had many genetic manipulations carried out, on the genome of the Sars-CoV coronavirus responsible for the SARS epidemic that occurred between 2002 and 2003 in Asia.

The **Covid-19** coronavirus, **different from Sars-CoV2**, is an **artificial virus** that is the result of **many genetic manipulations** carried out on the **natural Sars-CoV** coronavirus, which successively led to 3 artificial coronaviruses **Sars-CoV1**, **Sars-CoV2**, and **Covid-19**, described in 3 patents filed by the Institut Pasteur, which provide their intellectual protections

In its genome, **Covid-19 carries**, among other calamities, **4 RNA fragments from HIV**, the AIDS virus, which corresponds to short segments of amino acids found in gp120 and Gag of HIV-1, which will place all vaccinated people in immunodeficiency, and **DNA fragments from the malaria germ**.

Men around the world must open their eyes and understand that **the natural Sars-CoV** coronavirus **poses no danger to humanity**, **unlike artificial Covid-19**. **Covid-19 helped spark a false pandemic**, and **spread fear** across the world, **to make us accept the Covid-19 vaccines.**

Numerical tracing **nanoparticles** have been **added to the vials of the final Covid-19 vaccine (ChAdOx1 nCoV-19)**.

By seeking to vaccinate the entire world population, the promoters of the Covid-19 vaccines pursue **two objectives**:

- **Control the entire world population** after having vaccinated it, **thanks to the deployment of 5G**, because these vaccines contain **nanoparticles** which will allow the **identification** and **permanent control** of vaccinated individuals;
- **Limit the world's population**.

Activ
Go to

ΜΕΤΑΦΡΑΣΗ

-- Γιὰ τὸν πλήρη ἔλεγχο καὶ ὑποδούλωση τοῦ παγκόσμιου πληθυσμοῦ (μέσῳ χειραγωγήσεως καὶ ἀποδυναμώσεως) οἱ ἡγέτες τῆς Νέας Τάξης Πραγμάτων βρῆκαν τὸ κατάλληλο «ὅπλο»: τὸ ΕΜΒΟΛΙΟ !...

Γιὰ νὰ φθάσουν σ' αὐτὴν τὴν ἐπιτυχία, ἔχουν κάνει ποικίλους πειραματισμοὺς στὴν γενετικὴ σύσταση τοῦ γονιδιώματος τοῦ φυσικοῦ κοροναϊοῦ Sars-CoV, ποὺ εὐθύνεται γιὰ τὶς ὀξεῖες ἀναπνευστικὲς ἐπιδημίες τῆς Ἀσίας.

-- Ὁ Covid-19 εἶναι διαφορετικὸς ἀπὸ τὸν Sars-CoV2 (ἐνῷ αὐτὸ μᾶς τὸ ἀποκρύπτουν)! Ἡ τελικὴ κατασκευὴ εἶναι ἀποτέλεσμα τριῶν σταδίων, ποὺ περιγράφονται σὲ ἀντίστοιχες δημοσιευμένες πατέντες τοῦ Ἰνστιτούτου Παστέρ.

ΜΕΤΑΦΡΑΣΗ (συνέχεια)

-- Στὸ γονίδιό του ὁ Covid-19 φέρει, ἐκτὸς τῶν ἄλλων συμφορῶν , 4 θραύσματα RNA ἀπὸ ἰὸ HIV (τὸν ἰὸ τοῦ AIDS), ὥστε κάθε ἐμβολιαζόμενος (...σταδιακά) νὰ παθαίνει ἀνοσοανεπάρκεια! Ἐπίσης φέρει καὶ θραύσματα DNA τοῦ παρασίτου τῆς Ἑλονοσίας (malaria)!

-- Πρέπει ὅλοι νὰ κατανοήσουμε ὅτι ὁ φυσικὸς κοροναϊὸς Sars-CoV δὲν ἀποτελεῖ κίνδυνο γιὰ τὴν Ἀνθρωπότητα, ἐνῷ ὁ τεχνητὸς Covid-19 προκάλεσε μιὰ ἔκρηξη ψεύτικης πανδημίας καὶ συνακόλουθου φόβου, μὲ στόχο νὰ ἀποδεχθοῦμε τὸν ἐμβολιασμό μας (...τρομοκρατία μὲ ἀναξιόπιστα τέστ + ἀπαγόρευση φαρμάκων)

--Ἔχουν προστεθεῖ Νανοσωματίδια ἀνιχνεύσεως μέσα στὰ φιαλίδια παρασκευῆς τοῦ τελικοῦ Ἐμβολίου (ChAdOx1 nCoV19).

ΠΟΙΟΣ Ο ΣΚΟΠΟΣ ΤΟΥΣ (συνέχεια μεταφράσεως)

-- **Μὲ τὸν Ἐμβολιασμὸ οἱ πλασιὲ τοῦ Covid-19 ἐπιτυγχάνουν:**

1) Ἔλεγχο τοῦ παγκόσμιου πληθυσμοῦ κατόπιν ἀναπτύξεως τῆς τεχνολογίας 5G μέσῳ τῶν Νανοσωματιδίων, ποὺ θὰ ἐπιτρέπουν τὴν Ταυτοποίηση καὶ τὸν διαρκῆ Ἔλεγχο τῶν ἐμβολιασθέντων.

2) Ἀπομείωση τοῦ παγκόσμιου πληθυσμοῦ (...διὰ τῶν ἐπακολουθούντων ἀθρόων θανάτων λόγῳ σταδιακῆς ἀνοσοανεπάρκειας μετὰ τὸν ἐμβολιασμό**)**

Ἐδῶ κατονομάζεται καὶ ὁ ἐφευρέτης τοῦ ἰοῦ Covid-19

Doctor Frédéric Tangy is the father of Covid-19



Doctor Frédéric Tangy
Director of Vaccine Innovation at the Institut Pasteur

Publications concernant les coronavirus et les vaccins

1- **2003**: Inventor in patents EP1694829 B1 and US 012.8224 A1

2- **2005**: Publication: Frédéric Tangy and Hussein Naim *Live attenuated Measles Vaccine as a Potential Multivalent Pediatric Vaccination Vector. VIRAL IMMUNOLOGY, Volume 18, Number 2, 2005, p 317-326* (voir **DOCUMENT 2**)

3- **2011**: Inventor in patent US 8,343,718 B2

4- **2014**: Publication: Nicolas Escriou, Benoît Callendret, Valérie Lorin, Chantal Combredet, Philippe Marianneau, Michèle Février, Frédéric Tangy. *Protection from SARS coronavirus conferred by live measles vaccine expressing the spike glycoprotein*, in Virology 452–453, March, 2014, p 32-41 (voir **DOCUMENT 13**)

5- **2020**: PARIS-MATCH article from April, 9-15, 2020 (voir **DOCUMENT 3**)

6- **2020**: PARIS-MATCH article from May, 14-20, 2020 (voir **DOCUMENT 5**)

Ἡ πρώτη του ἐφεύρεση ἀναλυτικά (περιεχόμενο + ἀρ. πατέντας)

From Sars-CoV to Sars-CoV1

Before 2003

INSTITUT PASTEUR
Institut Pasteur

Frédéric Tangy

1 DNA sequence of 29746 nucleotides
+ 157 DNA and PRT sequences
inserted into RNA genome of Sars-CoV

Sars-CoV → **Sars-CoV1**

Collected at French Hospital of Hanoi,
by Institut Pasteur (sample n° 031589)

Patent EP 1 694 829 B1
Patent US 012.8224 A1

US 20070128224A1

(19) United States

(12) Patent Application Publication

(10) Pub. No.: US 2007/0128224 A1

(43) Pub. Date: Jun. 7, 2007

Van Der Werf et al.

(54) NOVEL STRAIN OF SARS-ASSOCIATED CORONAVIRUS AND APPLICATIONS THEREOF

(76) Inventors: **Sylvie Van Der Werf**, Gif-Sur-Yvette (FR); **Nicolas Escriou**, Paris (FR); **Bernadette Crescenzo-Chaigne**, Neuilly-Sur-Seine (FR); **Jean-Claude Manuguerra**, Paris (FR); **Frederick Kunst**, Paris (FR); **Benoit Callendret**, Nanterre (FR); **Jean-Michel Betton**, Paris (FR); **Valerie Lorin**, Montrouge (FR); **Sylvie Gerbaud**, Saint-Maur-Des-Fosses (FR); **Ana Maria Burguiere**, Clamart (FR); **Saliha Azebi**, Vitry-Sur-Seine (FR); **Pierre Charneau**, Paris (FR); **Frederic Tangy**, Les Lilas (FR); **Chantal Combredet**, Paris (FR); **Jean-Francois Delagneau**, La Celle Saint Cloud (FR); **Monique Martin**, Chatenay Malabry (FR)

Correspondence Address:
FINNEGAN, HENDERSON, FARABOW, GARRETT & DUNNER LLP
901 NEW YORK AVENUE, NW
WASHINGTON, DC 20001-4413 (US)

(21) Appl. No.: **10/581,356**

(22) PCT Filed: **Dec. 2, 2004**

(86) PCT No.: **PCT/FR04/03106**

§ 371(c)(1),
(2), (4) Date: **Feb. 8, 2007**

(30) **Foreign Application Priority Data**

Dec. 2, 2003 (FR) 0314151
Dec. 2, 2003 (FR) 0314152

Publication Classification

(51) **Int. Cl.**

A61K	*39/215*	(2006.01)
C12Q	*1/70*	(2006.01)
C07H	*21/04*	(2006.01)
C07K	*14/165*	(2006.01)
C07K	*16/10*	(2006.01)
C12N	*5/06*	(2006.01)

(52) **U.S. Cl.** **424/221.1**; 435/5; 435/69.3; 435/326; 435/456; 530/350; 530/388.3; 536/23.72; 977/802

(57) **ABSTRACT**

The invention relates to a novel strain of severe acute respiratory syndrome (SARS)-associated coronavirus, resulting from a sample collected in Hanoi (Vietnam), reference number 031589, nucleic acid molecules originating from the genome of same, proteins and peptides coded by said nucleic acid molecules and, more specifically, protein N and the applications thereof, for example, as diagnostic reagents and/or as a vaccine.

Ἡ δεύτερη ἐφεύρεση μὲ ἴδιο περιεχόμενο + ἀρ. πατέντας (βλέπουμε τὰ 157 πρόσθετα DNA μέσα στὸν φυσικὸ ἰό)

In 2011

From Sars-CoV1 to Sars-CoV2

But Sars-CoV2 is identical, in all points, to Sars-CoV1

INSTITUT PASTEUR

Institut Pasteur

Frédéric Tangy

CONTINUATION OF
Patent EP 1 694 829 B1
Patent US 012.8224 A1

Sars-CoV1 → **Sars-CoV2**

Produced by inserting 1 DNA sequence (29746 nucleotides) + 157 DNA and PRT sequences into the Sars-CoV RNA genome

Patent US 8,243,718 B2

Ἡ τρίτη ἐφεύρεση (μὲ κρυφὸ περιεχόμενο ποὺ ἀνιχνεύθηκε κατόπιν ἐρεύνης ἀνεξάρτητων – καὶ τίμιων – εἰδικῶν ἐπιστημόνων)

From Sars-CoV2 to Covid-19

From 2011 to 2015

Pierre Charneau

Frédéric Tangy

INSTITUT PASTEUR

Insertion of 4 fragments of HIV1, corresponding to the short amino acid segments of the gp 120 and of the HIV1 Gag, into the Sars-CoV2 genome

Sars-CoV2 → **Covid-19**

identical to Sars-CoV1

Insertion carried out at the Institut Pasteur between 2011 and 2015

Στὴν τρίτη ἐφεύρεση συνέβαλε ἀποφασιστικὰ ὁ εἰδικὸς στὸν ἰὸ τοῦ AIDS τοῦ Ἰνστιτούτου Παστέρ (συμμετεῖχε ἐξ ἀρχῆς στὴν ὁμάδα τοῦ Fred. Tangy)

Doctor Pierre Charneau made Sars nCoV-19 from Sars-CoV2

Doctor Pierre Charneau

Head of the Molecular Virology and Vaccinology (VMV) Unit at the Institut Pasteur Scientific Director and Head of the Joint Laboratory between Institut Pasteur and **Theravectys**

Pierre Charneau is a recognized specialist in HIV, the AIDS virus, lentiviral gene transfer vectors and their medical applications. He holds a research doctorate in molecular and cellular biology.
In 1995, he did his doctoral thesis in Luc Montagnier's viral oncology laboratory at the Institut Pasteur on: "Reverse transcription, nuclear importation and independent integration of the mitosis of the HIV genome". Dr. Pierre Charneau, specialist in the integration of HIV into the DNA of the human genome, was responsible for inserting the RNA sequences of the AIDS virus into the Sars-CoV2 genome, between 2011 and 2015; which gave birth to the artificial coronavirus nCoV-19, responsible for the COVID-19 epidemic, triggered by the Institut Pasteur in 2019. In the ChAdOx1 nCoV-19 vaccine, the nCoV-19 coronavirus is carried by the vector adenovirus ChAdOx1

- **Pierre Charneau is inventor in the 3 patents protecting artificial virus Sars-CoV1 from Institut Pasteur**
- **2003** : inventor together with Frédéric Tangy, in patents EP 1694829 B1 and US 012.8224 A1
- **2011**: inventor together with Frédéric Tangy, in patent US 8,343,718 B2

Transformation of Sars-CoV-2 into Covid-19

The **Sars-CoV-2** coronavirus, described in **US Patent 8,343,718 B2** , is an RNA virus into the genome of which **DNA sequences**, **but not RNA sequences**, have been inserted.

Recently, and simultaneously, **Professor Luc Montagnier** and a **group of Indian scientists** have **analyzed** and **decrypted** the **complete genome of the Covid-19** coronavirus responsible for the pandemic.

They found in the Covid-19 genome:

- **sequences of HIV**, the **AIDS virus** (4 fragments of HIV1 RNA which correspond to short segments of amino acids found in the gp120 and the Gag of HIV1);
- and **DNA sequences** from the **malaria** germ.

These results have been published and confirmed by **Professor Peter Chumakov**, a well-known Russian microbiologist, and Japanese **Professor Tasuku Honjo**, 2018 Nobel Prize laureate in medicine. **Since there was no RNA sequence in Sars-CoV-2** described in **US Patent 8,343,718 B2**, this analysis proves that **Covid-19 is the result of genetic manipulation of Sars-CoV-2** by **French scientists from the Institut Pasteur.**

ΜΕΤΑΦΡΑΣΗ

-- Ὁ Sars-CoV-2 , μὲ ἀριθμὸ πατέντας US 8.343.718 B2, εἶναι τεχνητὸς κοροναϊὸς RNA μέσα στὸ γονιδίωμα τοῦ ὁποίου ἔχουν εἰσαχθεῖ ποικίλα θραύσματα (ἀλληλουχίες) DNA
(ἀλλὰ δὲν ἔχουν προστεθεῖ ἀλληλουχίες RNA).

-- Προσφάτως ὁ Καθηγητὴς Luk Montagnier μαζὶ μὲ μιὰ ὁμάδα Ἰνδῶν ἐπιστημόνων ἀνέλυσαν καὶ ἀποκάλυψαν τὸ πλῆρες γονιδίωμα τοῦ Covid-19 .

Βρῆκαν λοιπόν: Θραύσματα (ἀλληλουχίες RNA) τοῦ ἰοῦ HIV καὶ θραύσματα (ἀλληλουχίες DNA) τοῦ παρασίτου τῆς Ἑλονοσίας!...

Τὰ ἀποτελέσματα αὐτὰ δημοσιεύτηκαν καὶ ἐπιβεβαιώθηκαν ἀπὸ τὸν Ρῶσο Καθηγητὴ Μικροβιολογίας Peter Chumakov, καὶ ἐπίσης ἀπὸ τὸν Ἰάπωνα νομπελίστα Καθηγητὴ Tasuku Honjo .

ΜΕΤΑΦΡΑΣΗ (συνέχεια)

--Ἐφόσον δὲν ὑπῆρχε θραῦσμα (ἀλληλουχία) RNA στὸν Sars-CoV2 (σύμφωνα μὲ τὴν περιγραφὴ μέσα στὴν δημοσιευμένη πατέντα του), αὐτὴ ἡ ἀνάλυση τῶν Καθηγητῶν ἀπέδειξε ὅτι ὁ COVID-19 εἶναι ἀποτέλεσμα γενετικῆς ἐπεμβάσεως πάνω στὸν SARS-CoV2 ἀπὸ Γάλλους ἐπιστήμονες τοῦ Ἰνστιτούτου Παστέρ !

Ἄρα μᾶς λέγουν ψευδῶς ὅτι ὁ ἰὸς τῆς ἀσθένειας Covid-19 εἶναι ὁ ἰὸς Sars-CoV2, καὶ πὼς πρόκειται γιὰ φυσικὸ ἰό, ποὺ ἀνακαλύφθηκε τὸν Δεκέμβριο τοῦ 2019…
…ἐνῷ ἔχει κατασκευασθεῖ πρὶν ἀπὸ τὸ 2015 **!**

The Covid-19 virus is not Sars-CoV2, but Sars nCoV-19, manufactured before 2015

The Institut Pasteur claimed that the virus responsible of the **COVID-19 disease**, which they called **Covid-19**, was **Sars-CoV-2**. And that **they discovered this natural virus in December 2019.**

This is totally wrong!

Act

Ἐδῶ ἔχουμε ΟΜΟΛΟΓΙΑ τοῦ ἴδιου τοῦ κατασκευαστῆ τοῦ ἰοῦ Covid-19 , τοῦ Dr. Fred. Tangy , γιὰ τὴν συνταγὴ ἑνὸς ΕΜΒΟΛΙΟΥ…

Elaboration of Covid-19 vaccine according to Dr Frédéric Tangy

The complete and detailed «recipe» for one Covid 19 vaccine, was given to us by Dr Frédéric Tangy, head of Vaccine Innovation at the Institut Pasteur in Paris, in an interview with the newspaper Paris-Match, in the 9-15 edition April 2020 (see Document 4).

Thus, as explained perfectly to us by Dr. Frédéric Tangy - who is decidedly very talkative - the spike glycoprotein of Covid-19, which contains **the 4 RNA sequences of HIV** -which is clear from the group's analysis of Indian researchers, **but was hidden** (like **malaria genome**) by researchers at the Institut Pasteur - is intended, he said, to induce immunity in the vaccine, serving as an antigen after insertion into the genome of the attenuated measles virus (who remember it is an RNA). But, obviously, it does not tell us that the viral nucleic acids inserted into the genome of the attenuated measles virus are those of HIV. And, since it is not in the Sars-CoV-2 coronavirus genome, one wonders where it came from.

It should be noted that Dr. Frédéric Tangy gave this interview a few days before that of Pr Luc Montagnier.

ΜΕΤΑΦΡΑΣΗ

-- Πλήρης καὶ ἀναλυτικὴ «συνταγή» παρασκευῆς ἐμβολίων Covid-19 δόθηκε σὲ συνέντευξη τοῦ Δρ. Fred. Tangy, τοῦ ἐπικεφαλῆς τῆς Ἀνάπτυξης Ἐμβολίων τοῦ Ἰνστιτούτου Παστέρ (Ἀπρίλιος 2020).

-- «Ἡ γλυκοπρωτεΐνη τῶν ἀκίδων τοῦ ἰοῦ Covid-19 (ποὺ περιέχει τὶς 4 ἀλληλουχίες τοῦ ἰοῦ HIV), ἀποσκοπεῖ νὰ προκαλέσει ἀνοσία στὸ ἐμβόλιο, λειτουργῶντας σὰν ἀντιγόνο (ἐρέθισμα) **μετὰ τὴν εἰσαγωγὴ στὸ γονιδίωμα τοῦ ἀποδυναμωμένου ἰοῦ τῆς ἰλαρᾶς» .**

[γιατὶ ἀνέφερε τὸν ἰὸ τῆς ἰλαρᾶς; ἐπειδὴ τὸν χρησιμοποιοῦν στὸ Παστὲρ ὡς φορέα μεταφορᾶς-εἰσαγωγῆς ἄλλων ἰῶν – θὰ τὸ δοῦμε ἀμέσως μετά…]

-- Ἀλλά, προφανῶς, δὲν μᾶς λέει ὅτι, τὰ νουκλεϊνικὰ ὀξέα (RNA) τῶν ἰῶν εἰσερχόμενα στὸ γονιδίωμα τοῦ ἀποδυναμωμένου ἰοῦ τῆς ἰλαρᾶς, εἶναι αὐτὰ τοῦ ἰοῦ HIV (AIDS). Καὶ ἐφόσον δὲν ὑπάρχουν στὸν Sars-CoV2, ἀναρρωτιόμαστε: Ποῦ βρέθηκαν ;

(Ἡ συνέντευξη τοῦ Tangy δόθηκε λίγες μέρες πρὶν τὸν Montagnier)

Ἐδῶ βλέπουμε δημοσιευμένη ἐργασία τοῦ F.Tangy (2005) γιὰ τὸ ἐμβόλιο τοῦ ἰοῦ τῆς ἰλαρᾶς (MV) ὡς ΜΕΤΑΦΟΡΕΑ γιὰ παρασκευὴ πολυδύναμου ἐμβολίου, μὲ εἰσαγωγὴ ἰοῦ τῆς ἀνοσοανεπάρκειας (HIV), ἤ ἑνὸς φλαβοϊοῦ ἤ ἰοῦ ἑλονοσίας…

Live Attenuated Measles Vaccine as a Potential Multivalent Pediatric Vaccination Vector

FRÉDÉRIC TANGY[1] and HUSSEIN Y. NAIM[2]

(1- Unité des Virus Lents, CNRS URA 1930, Institut Pasteur, Paris, France. 2- Berna Biotech LTD, Rehhagstrasse 79, 3018 Bern, Switzerland)

ABSTRACT

Live attenuated RNA viruses make highly efficient vaccines. Among them is the **live attenuated measles virus (MV) vaccine** that has been given to a very large number of children and has been shown to be highly efficacious and safe. MV vaccine induces a life-long immunity after a single injection or two low-dose injections. It is easily produced on a large scale in most countries and can be distributed at low cost. Reversion to pathogenicity bas never been observed with this vaccine. For all of these characteristics, **developing of MV vaccine vector as a multivalent vaccine to immunize children against both measles and other infectious agents such as human immunodeficiency virus (HIV), flaviviruses, or malaria** might be very promising for worldwide use. As MV vaccine is inexpensive to produce, the generation of recombinant vaccines may remain affordable and attractive for the developing world. In this article, we describe the **development of MV vector and present some recent data showing the capacity of recombinant MV vaccine to express various proteins from HIV and West Nile virus**. In addition, the ability of recombinant MV to induce specific immune responses against these different pathogens are presented and discussed.

Evidence of the manufacture of the artificial virus, responsible for the COVID-19 disease, by the Institut Pasteur, before 2015

In early October 2020, a group of German doctors discovered the existence of a patent for the invention of COVID-19 testing, US patent US 2015/622,407 P, filed by Richard Rothschild, with a date of priority as of October 13, 2015.

Patent title:
SYSTEM AND METHOD FOR TESTING FOR COVID-19

Related U.S. Application Data:
(63) Continuation - in - part of application No. 16 / 704,844, filed on Dec. 5, 2019, which is a continuation of application No. 16 / 273,141, filed on Feb. 11, 2019, now Pat. No. 10,522,188, which is a continuation of application No. 15 / 495,485, filed on Apr. 24, 2017, now Pat. No. 10,242,713, which is a continuation of application No. 15 / 293,211, filed on Oct. 13, 2016, now abandoned.
(60) Provisional application No. 62 / 240,783, filed on Oct. 13, 2015.

The first patent was therefore filed on October 13, 2015

ABSTRACT

A method is provided for acquiring and transmitting biometric data (e.g., vital signs) of a user, where the data is analyzed to determine whether the user is suffering from a viral infection, such as COVID – 19.

COVID 19 tests are therefore used to detect COVID-19 viral infection in patients

ΜΕΤΑΦΡΑΣΗ

--Ἐδῶ εἶναι ἄλλη μία ἀπόδειξη τῆς κατασκευῆς τοῦ τεχνητοῦ ἰοῦ, τοῦ ὑπεύθυνου γιὰ τὴν ἀσθένεια Covid-19, ἀπὸ τὸ Ἰνστιτοῦτο Παστέρ, πρὶν ἀπὸ τὸ 2015 :

Τὸν Ὀκτώβριο 2020 (;) **μιὰ ὁμάδα Γερμανῶν Ἰατρῶν ἀνακάλυψε τὴν ὕπαρξη πατέντας γιὰ τὸ ΤΕΣΤ Covid-19 (US 2015 / 622.407 P), τοῦ Richard Rothschild (ἀρχειοθετημένη μὲ ἡμερομηνία 13 Ὀκτ. 2015)**

Ἰδοὺ λοιπὸν ἡ ἄλλη ἀπόδειξη ὅτι ὁ ἰὸς COVID-19 κατασκευάστηκε ἤδη πρὶν ἀπὸ τὸ 2015, ἀφοῦ ἔχουμε τὴν πατέντα γιὰ τὸ ΤΕΣΤ αὐτοῦ τοῦ ἰοῦ τὸ 2015 !

Η ΠΑΤΕΝΤΑ ΤΟΥ ΤΕΣΤ ΓΙΑ ΤΟΝ ΙΟ COVID-19 ΑΝΑΛΥΤΙΚΑ

US 20200279585A1

(19) United States

(12) Patent Application Publication

Rothschild

(10) Pub. No.: US 2020/0279585 A1

(43) Pub. Date: Sep. 3, 2020

(54) SYSTEM AND METHOD FOR TESTING FOR COVID-19

(71) Applicant: **Richard A. Rothschild**, London (GB)

(72) Inventor: **Richard A. Rothschild**, London (GB)

(21) Appl. No.: **16/876,114**

(22) Filed: **May 17, 2020**

Related U.S. Application Data

(63) Continuation-in-part of application No. 16/704,844, filed on Dec. 5, 2019, which is a continuation of application No. 16/273,141, filed on Feb. 11, 2019, now Pat. No. 10,522,188, which is a continuation of application No. 15/495,485, filed on Apr. 24, 2017, now Pat. No. 10,242,713, which is a continuation of application No. 15/293,211, filed on Oct. 13, 2016, now abandoned.

(60) Provisional application No. 62/240,783, filed on Oct. 13, 2015.

Publication Classification

(51) **Int. Cl.**

G11B 27/10	(2006.01)
G11B 27/031	(2006.01)
G06K 9/00	(2006.01)
H04N 5/76	(2006.01)
H04N 9/82	(2006.01)
G16H 40/63	(2006.01)

(52) **U.S. Cl.**

CPC ***G11B 27/10*** (2013.01); ***G11B 27/031*** (2013.01); ***G06K 9/00892*** (2013.01); *G06K 2009/00939* (2013.01); ***H04N 9/8205*** (2013.01); ***G11B 27/102*** (2013.01); ***G16H 40/63*** (2018.01); ***H04N 5/76*** (2013.01)

(57) **ABSTRACT**

A method is provided for acquiring and transmitting biometric data (e.g., vital signs) of a user, where the data is analyzed to determine whether the user is suffering from a viral infection, such as COVID-19. The method includes using a pulse oximeter to acquire at least pulse and blood oxygen saturation percentage, which is transmitted wirelessly to a smartphone. To ensure that the data is accurate, an accelerometer within the smartphone is used to measure movement of the smartphone and/or the user. Once accurate data is acquired, it is uploaded to the cloud (or host), where the data is used (alone or together with other vital signs) to determine whether the user is suffering from (or likely to suffer from) a viral infection, such as COVID-19. Depending on the specific requirements, the data, changes thereto, and/or the determination can be used to alert medical staff and take corresponding actions.

Οἱ ἀριθμοὶ πατέντας γιὰ τὸ ΤΕΣΤ τοῦ ἰοῦ ἀπὸ τὸ 2015 καὶ ἐφεξῆς (2016, 2017, 2019, 2020) …πάντα στὸ ὄνομα ROTHSCHILD…

Le brevet US 62240783 P a été déposé le 13 octobre 2015 par Richard A ROTHSCHILD

Dossier mondial ↗

Demandeurs	ROTHSCHILD RICHARD A [GB] +
Inventeurs	ROTHSCHILD RICHARD A [GB] +

Classifications

CIB	***G06K9/00; G11B27/031; G11B27/10; G16H40/63; H04N5/76; H04N9/82;***
CPC	**G06K9/00892 (US); G11B27/031 (US); G11B27/10 (US); G11B27/102 (US); G16H40/63 (EP,US); G16H40/67 (EP); G16H50/20 (EP); H04N5/76 (EP,US); H04N9/8205 (EP,US);** G06K2009/00939 (US);
Priorités	US201562240783P·2015-10-13; US201615293211A·2016-10-13; US201715495485A·2017-04-24; US201916273141A·2019-02-11; US201916704844A·2019-12-05; US202016876114A·2020-05-17

Activate Windows
Go to Settings to activate

What the COVID-19 Tests Patent and the 2017 COVID-19 Tests Sales tell Us

The Institut Pasteur, **WHO**, all **Western health agencies**, **governments of Western countries**, and **pharmaceutical companies**, **had therefore programmed the COVID 19 epidemic, before 2015**, when the COVID-19 test patent was filed.

Moreover, to add to the horror and the lies, we come to learn that **the tests had been sold in 2017 to a large number of countries for sums of over $ 10 billion.**

Activ
Go to S

ΜΕΤΑΦΡΑΣΗ

Τὸ 2017 ἀρχίζει ἡ πώληση τῶν ΤΕΣΤ Covid-19

-- Τὸ Ἰνστιτοῦτο Παστέρ, ὁ Παγκόσμιος Ὀργανισμὸς Ὑγείας (Π.Ο.Υ.), ὅλα τὰ Ἐθνικὰ Ἱδρύματα Ὑγείας τῶν Δυτικῶν Κρατῶν καθὼς καὶ οἱ Κυβερνήσεις τους, καὶ οἱ Φαρμακευτικὲς Ἑταιρεῖες, μετέχουν ὡς ἐκ τούτου στὸν ΣΧΕΔΙΑΣΜΟ τῆς Ἐπιδημίας Covid-19 πρὶν ἀπὸ τὸ 2015, ἀφοῦ τότε καταχωρίστηκε ἡ πατέντα τοῦ ΤΕΣΤ γιὰ πρώτη φορά.

Τὰ ΤΕΣΤ μαθαίνουμε μάλιστα ὅτι πωλήθηκαν τὸ 2017 σὲ μεγάλο ἀριθμὸ Κρατῶν, μὲ κόστος ποὺ ξεπερνᾶ τὰ 10 δίς $.

Ἐδῶ οἱ Χῶρες παραγωγῆς (καὶ ἐξαγωγῆς) τῶν ΤΕΣΤ Covid-19 τὸ 2017

WITS
World Integrated Trade Solution

Trade Stats | Tariffs | Non-Tariff Measures | API | Analytical database | Tools | Bulk Download

Home | About WITS | Reference | Training | Support Links

COVID-19 Diagnostic Test instruments and apparatus (902780) exports by country in 2017

Additional Product information: Instruments used in clinical laboratories for In Vitro Diagnosis. Colorimetric end tidal CO2 detector, sizes compatible with child and adult endotracheal tube. Single use.

Category: **COVID-19 Test kits/ Instruments, apparatus used in Diagnostic Testing**

In 2017, Top **exporters** of **COVID-19 Diagnostic Test instruments and apparatus** are European Union ($2,646,826.94K), United States ($2,311,980.25K , 2,628,910 Item), Germany ($2,152,116.86K), Japan ($1,176,454.27K), China ($647,604.66K).

COVID-19 Diagnostic Test instruments and apparatus imports by country in 2017

Reporter	TradeFlow	ProductCode	Product Description	Year	Partner	Trade Value 1000USD	Quantity	Quantity Unit
European Union	Export	902780	COVID-19 Diagnostic Test instruments and apparatus	2017	World	2,646,826.94		
United States	Export	902780	COVID-19 Diagnostic Test instruments and apparatus	2017	World	2,311,980.25	2,628,910	Item
Germany	Export	902780	COVID-19 Diagnostic Test instruments and apparatus	2017	World	2,152,116.86		
Japan	Export	902780	COVID-19 Diagnostic Test instruments and apparatus	2017	World	1,176,454.27		
China	Export	902780	COVID-19 Diagnostic Test instruments and apparatus	2017	World	647,604.66		
Hong Kong, China	Export	902780	COVID-19 Diagnostic Test	2017	World	608,274.17	6,982,400	Item

Activate
Go to Sett

ΕΔΩ Η ΑΓΟΡΑ ΑΠΟ ΤΗΝ ΕΛΛΑΔΑ ΤΟ 2017 (...ἐπὶ Τσίπρα) ΤΩΝ ΤΕΣΤ COVID-19

(...500 ἑκατομμύρια $)

Διακρίνονται ἀναλυτικὰ τὰ ποσὰ καὶ οἱ προμηθεύτριες Χῶρες (τὰ στοιχεῖα εἶναι ἀπὸ τὴν Παγκόσμια Τράπεζα)

← wits.worldbank.org

Greece COVID-19 Test kits (300215) imports by country in 2017

Additional Product Information: Diagnostic reagents based on immunological reactions

Category: **COVID-19 Test kits/ Instruments, apparatus used in Diagnostic Testing**

Greece Imports of COVID-19 Test kits was $288,758.51K and quantity 292,999Kg.
Greece Imported COVID-19 Test kits from Belgium ($129,216.26K , 24,784 Kg), Italy ($48,446.01K , 59,256 Kg), Netherlands ($45,116.63K , 38,924 Kg), Germany ($39,430.46K , 138,575 Kg), United Kingdom ($21,300.08K , 8,763 Kg).

COVID-19 Test kits exports by country in 2017

Reporter	TradeFlow	ProductCode	Product Description	Year	Partner	Trade Value 1000USD
Greece	Import	300215	COVID-19 Test kits	2017	World	288,758.51
Greece	Import	300215	COVID-19 Test kits	2017	Belgium	129,216.26
Greece	Import	300215	COVID-19 Test kits	2017	Italy	48,446.01
Greece	Import	300215	COVID-19 Test kits	2017	Netherlands	45,116.63
Greece	Import	300215	COVID-19 Test kits	2017	Germany	39,430.46
Greece	Import	300215	COVID-19 Test kits	2017	United Kingdom	21,300.08
Greece	Import	300215	COVID-19 Test kits	2017	Hungary	2,436.06
Greece	Import	300215	COVID-19 Test kits	2017	France	2,426.08
Greece	Import	300215	COVID-19 Test kits	2017	Austria	145.23
Greece	Import	300215	COVID-19 Test kits	2017	Spain	88.62
Greece	Import	300215	COVID-19 Test kits	2017	Finland	67.25
Greece	Import	300215	COVID-19 Test kits	2017	Switzerland	39.55
Greece	Import	300215	COVID-19 Test kits	2017	China	38.16

The virus responsible for the COVID-19 disease is not a Chinese virus that escaped from the P4 laboratory in Wuhan

The incredible discovery of **the COVID-19 test patent, provides us with an answer on the non-involvement of China in the origin of the epidemic,** which we have tried to attribute to an accidental leak of the Covid-19 virus from the Wuhan P4 laboratory, without having any proof.

In February 2017, a delegation from the French government and the Institut Pasteur traveled to Wuhan to inaugurate the new P4 laboratory in Wuhan as part of a collaboration between France and China. On the following photo we recognize **Elizabeth Guigou, Marisol Touraine,** then Minister of Health**, Yves Lévy,** husband of Agnès Buzyn, who was director of INSERM, at that time, **Bernard Cazeneuve,** Minister of the Interior, and **a director of the Institut Pasteur.**

This visit took place on February 23, 2017, as shown in the photo.

There was a lot of hype in the press to get everyone to believe in a real scientific collaboration between Chinese scientists at the P4 laboratory in Wuhan and the Institut Pasteur. In fact this collaboration never took place.

In February 2017, these people knew that the virus responsible for the COVID-19 disease was already manufactured by the Institut Pasteur, before 2015, and this visit had only one goal: to blame the Chinese on the origin of this virus and the false pandemic.

ΜΕΤΑΦΡΑΣΗ

-- Ἡ ἐκπληκτικὴ ἀνακάλυψη γιὰ τὴν ὕπαρξη πατέντας γιὰ ΤΕΣΤ Covid-19 ἀπὸ τὸ 2015 μᾶς δεικνύει τὴν μὴ ἀνάμειξη τῆς Κίνας στὴν προέλευση τῆς ἐπιδημίας, ὅτι τάχα ἐπρόκειτο γιὰ ἀτύχημα διαφυγῆς τοῦ ἰοῦ ἀπὸ τὸ ἐργαστήριο P4 τῆς Wohan.

-- Τὸν Φεβρουάριο 2017 ταξίδεψε στὴν Wuhan μιὰ ἀντιπροσωπεία Γάλλων κυβερνητικῶν καὶ τοῦ Ἰνστιτούτου Παστέρ, γιὰ νὰ ἐγκαινιάσουν τὸ νέο ἐργαστήριο P4. Ἔδωσαν εὐρέως τότε στὴν δημοσιότητα τὴν συνεργασία Κινέζων ἐπιστημόνων μὲ τὸ Παστέρ. Στὴν πράξη δὲν πραγματοποιήθηκε ποτὲ αὐτὴ ἡ συνεργασία.

-- Αὐτοὶ οἱ ἄνθρωποι ἤξεραν ἀπὸ τὸν Φεβ. 2017 ὅτι ὁ ἰὸς γιὰ τὴν ἀσθένεια Covid-19 ἦταν ἤδη κατασκευασμένος ἀπὸ τὸ Παστέρ (πρὶν ἀπὸ τὸ 2015). Ἡ ἐπίσκεψη στὴν Wuhan εἶχε ἀκριβῶς ἕναν σκοπό: Να κατηγορηθεῖ ψευδῶς ἡ Κίνα γιὰ τὸν ἰὸ καὶ τὴν ψεύτικη πανδημία…

Nanoparticles and the permanent control of vaccinated people

The **nanoparticles** described in the Microsoft patent (US Patent WO 2020/060606 A1) are **sensors** which **must be diffused in the body of the vaccinated person**, **in order** to be able **to detect it**

Introduced into the vaccine vial, **they are injected into the body, together with the vaccine**, at the time of vaccination

Once they are in the body, they cannot be gotten rid of, unlike a subcutaneous digital tracing microchip. From this moment, **the vaccinated people will be detectable by any mobile phone located nearby**.

Mobile phones are **connected to the internet by 5G**

5G relays allow this **communication** through **satellites 5G**.

Activ
Go to

The vaccinated people will have lost definitely all freedom in their existence

ΜΕΤΑΦΡΑΣΗ

ΝΑΝΟΣΩΜΑΤΙΔΙΑ ΚΑΙ ΔΙΑΡΚΗΣ ΕΛΕΓΧΟΣ ΤΩΝ ΕΜΒΟΛΙΑΣΘΕΝΤΩΝ

--Στὴν πατέντα τῆς Microsoft (Bill Gates) (US WO2020 / 060606 A1) τὰ Νανοσωματίδια περιγράφονται ὡς αἰσθητῆρες , ποὺ πρέπει νὰ εἰσαχθοῦν στὸ Σῶμα τοῦ ἐμβολιασθέντος προσώπου, ὥστε νὰ δύνανται νὰ τὸν ἀνιχνεύουν!

--Εἰσάγονται πρῶτα μέσα στὸ Φιαλίδιο τοῦ ἐμβολίου, καὶ κατόπιν εἰσέρχονται στὸ Σῶμα μαζὶ μὲ τὸ Ἐμβόλιο διὰ τοῦ ἐμβολιασμοῦ.

--Ἅπαξ καὶ γίνει ἡ εἰσαγωγή, δὲν μπορεῖς πλέον νὰ ἀπαλλαγῆς ἀπὸ αὐτά, ἐνῷ ἀντιθέτως ἕνα ψηφιακὸ Μικροτσὶπ μπορεῖς νὰ τὸ βγάλεις…

--Τὰ φορητὰ Τηλέφωνα συνδέονται κατόπιν στὸ Ἴντερνετ μὲ 5G καὶ Δορυφόρους.

--Οἱ ἐμβολιασθέντες θὰ ἔχουν χάσει τότε ἀνεπιστρεπτὶ κάθε προσωπικὴ ΕΛΕΥΘΕΡΙΑ !… (εἶναι τὸ «τσιπάρισμα» χωρὶς τὸ τσιπάκι ποὺ περιμέναμε καὶ φοβόμασταν**)**

The time required to develop a new vaccine since the discovery of a new virus until the Marketing Authorization

At least 15 years

- **Identification of the virus** responsible for the epidemic: **1 year**

- **Development of a vaccine: 8 years,** according to Dr Frédéric Tangy in Paris-Match from 14-20 May 2020

- **Preclinical studies** :analytical, galenical, and toxicological in animals: **1 year**

- **Study in humans:**

  - **Phase I:** in **healthy volunteers** after favorable opinion of Protection Committee, and **Free** an **Informed Consent** of healthy voluntary subjects : **1 year**

  - **Phase II**: in **100** to **1000 subjects** after favorable opinion of Protection Committee and **Free** and **Informed Consent** of all subjects: **1 to 2 years**

  - **Phase III:** in **10 000** to **100 000 subjects or more** after favorable opinion of Protection Committee and **Free** and **Informed Consent** of all subjects**: 2 years**

During development you cannot go from one study phase to the next, without having the results of the previous phase

ΜΕΤΑΦΡΑΣΗ (…ἡ βιασύνη τοῦ Ἐμβολιασμοῦ)

ΑΠΑΙΤΟΥΜΕΝΟΣ ΧΡΟΝΟΣ ΠΑΡΑΣΚΕΥΗΣ ΕΜΒΟΛΙΟΥ: 15 ΕΤΗ ἐλάχιστον

-- Περίοδος Ταυτοποιήσεως τοῦ Ἰοῦ : 1 ἔτος

-- Ἀνάπτυξη Ἐμβολίου : 8 ἔτη

-- Προκλινικὲς δοκιμὲς ἐπὶ ζώων : 1 ἔτος

-- Μελέτες ἐπὶ ἀνθρώπων :

Φάση I : 1 ἔτος

Φάση II : 1-2 ἔτη

Φάση III : 2 ἔτη

Ἀπαγορεύεται ἀνάπτυξη νέας Φάσης πρὶν ἐξαχθοῦν τὰ ἀποτελέσματα ἀπὸ τὴν προηγούμενη Φάση.

COVID-19 Vaccine: ChAdOx1 nCoV-19

According to information provided by the NIH and WHO, 160 vaccines against Covid-19 are under development. But, after reviewing Phase 1, 2 and 3 clinical studies, the protocols of which were all written by the NIH, and their advancement, we came to the following conclusion:

The only vaccine that has been developed and already manufactured for several months is the ChAdOx1 nCoV-19

All other 159 vaccines are "decoys"

ChAdOx1 nCoV-19 is the result of a collaboration between the Institut Pasteur (Sanofi) and the Jenner Institute (AstraZeneca).

In ChAdOx1 nCoV-19, the genome of Covid-19 coronavirus is carried by the Chimpanzee adenovirus ChAdOx1, which serves as a viral vector

ΜΕΤΑΦΡΑΣΗ

ΠΕΡΙ ΤΟΥ ΕΜΒΟΛΙΟΥ ΤΗΣ SANOFI - ASTRAZENECA ChAdOx1 nCoV-19

-- Βάσει τῶν πληροφοριῶν μας ἀπὸ τὸν Π.Ο.Υ καὶ τὸ Ἐθνικὸ Ἵδρυμα Ὑγείας (τῆς Ἀμερικῆς**) , ἀναπτύσσονται συνολικὰ 160 ἐμβόλια γιὰ τὸν COVID-19. Ἀλλὰ μελετῶντας τὶς Φάσεις I, II, καὶ III τῶν κλινικῶν δοκιμῶν, τῶν ὁποίων τὰ Πρωτόκολλα ἐμφανίζονται στὸ Ε.Ι.Υ. , διαπιστώνουμε ὅτι τὸ μόνο Ἐμβόλιο ποὺ ἔχει ἀναπτυχθεῖ καὶ κατασκευαστεῖ ἤδη (**Αὔγουστος 2020**) εἶναι τὸ ChAdOx1 nCoV-19 , ἐνῷ ὅλα τὰ ἄλλα εἶναι ἁπλῶς «λαγοί».**

(…ἀλλὰ τελικὰ πρόλαβε καὶ ἡ **Pfizer** καὶ ἡ **Moderna** μὲ **mRNA**).

-- Τὸ ἐμβόλιο αὐτὸ παρασκευάζεται μὲ συνεργασία τοῦ Ἰνστιτούτου Pasteur (Sanofi) μετὰ τοῦ Ἰνστιτούτου Jenner (AstraZeneca)!

Manufacture of the ChAdOx1 nCoV-19 vaccine from 2018

Astra Zenecca manufactured the ChAdOx1 nCoV-19 vaccine from September 2018, which was the filing date of Microsoft's nanoparticles patent, US Patent WO 2020/060606 A1

Indeed, the protection of a patent occurs as soon as the patent is filed.

On the diagram on the next page, produced before 2020, the Astra Zenecca laboratory explains how it manufactures its ChAdOx1 nCoV-19 vaccine.

We are struck by the fact that the vaccine which results from the insertion of the Sars-CoV-2 genome into the genome of the vector virus ChAdOx1 **is called ChAdOx1 nCoV-19, whereas it should be called ChAdOx1 Sars-CoV -2.**

This scheme is deliberately misleading, because the Institut Pasteur wanted to hide the insertion of the AIDS virus in Sars-CoV-2, which they carried out between 2011 and 2015. **Indeed, the insertion of 4 HIV1 RNA sequences into the Sars-CoV2 genome leads to an artificial coronavirus Sars nCoV-19 , the number 19 indicating that the false pandemic was to be triggered with this artificial virus in 2019.**

Activ
Go to

ΜΕΤΑΦΡΑΣΗ

ΠΕΡΙ ΤΟΥ ΕΜΒΟΛΙΟΥ ΤΗΣ SANOFI – ASTRAZENECA (συνέχεια…)

--Ἔχει παρασκευαστεῖ ἤδη ἀπὸ τὸν Ὀκτώβριο 2018 , διότι τότε ἀρχειοθετήθηκε ἡ πατέντα τῆς Microsoft γιὰ τὰ Νανοσωματίδια !

-- Ἀκολουθεῖ εἰκόνα ὅπου ἡ AstraZeneca παρουσιάζει (πρὶν ἀπὸ τὸ 2020) τὸν τρόπο παρασκευῆς του σὲ σχεδιάγραμμα.

-- Μένουμε ἐμβρόντητοι ἀπὸ τὸ γεγονὸς ὅτι τὸ Ἐμβόλιο αὐτό, ποὺ ὑποτίθεται προκύπτει ἀπὸ τὸν συνδυασμὸ εἰσαγωγῆς τοῦ γονιδιώματος τοῦ ἰοῦ Sars-Cov2 στὴν πλατφόρμα μεταφορᾶς τοῦ ἰοῦ ChAdOx1 (άδενοϊὸς Χιμπαντζῆ) ὀνομάζεται ChAdOx1 nCoV-19 , ἀντὶ νὰ ὀνομάζεται ChAdOx1 Sars-CoV2 !...

Τὸ σχεδιάγραμμα τῆς εἰκόνας εἶναι σκοπίμως παραπλανητικό, ἐπειδὴ τὸ Ἰνστιτοῦτο Παστὲρ θέλει νὰ ἀποκρύψει τὴν εἰσαγωγὴ ἰοῦ AIDS μέσα στὸν ἰὸ Sars-CoV2, πρᾶγμα τὸ ὁποῖο ἔχει ἐπιτευχθεῖ μεταξὺ τῶν ἐτῶν 2011 καὶ 2015.
Ἀληθῶς, ἡ εἰσαγωγὴ 4 θραυσμάτων RNA τοῦ HIV στὸ γονιδίωμα τοῦ Sars-CoV2 ὁδηγεῖ στὴν κατασκευὴ τοῦ κοροναϊοῦ Sars nCoV-19, ὅπου ὁ ἀριθμὸς 19 δεικνύει ἀκριβῶς τὸ ἔτος ἐκκινήσεως τῆς ψευτο-πανδημίας !

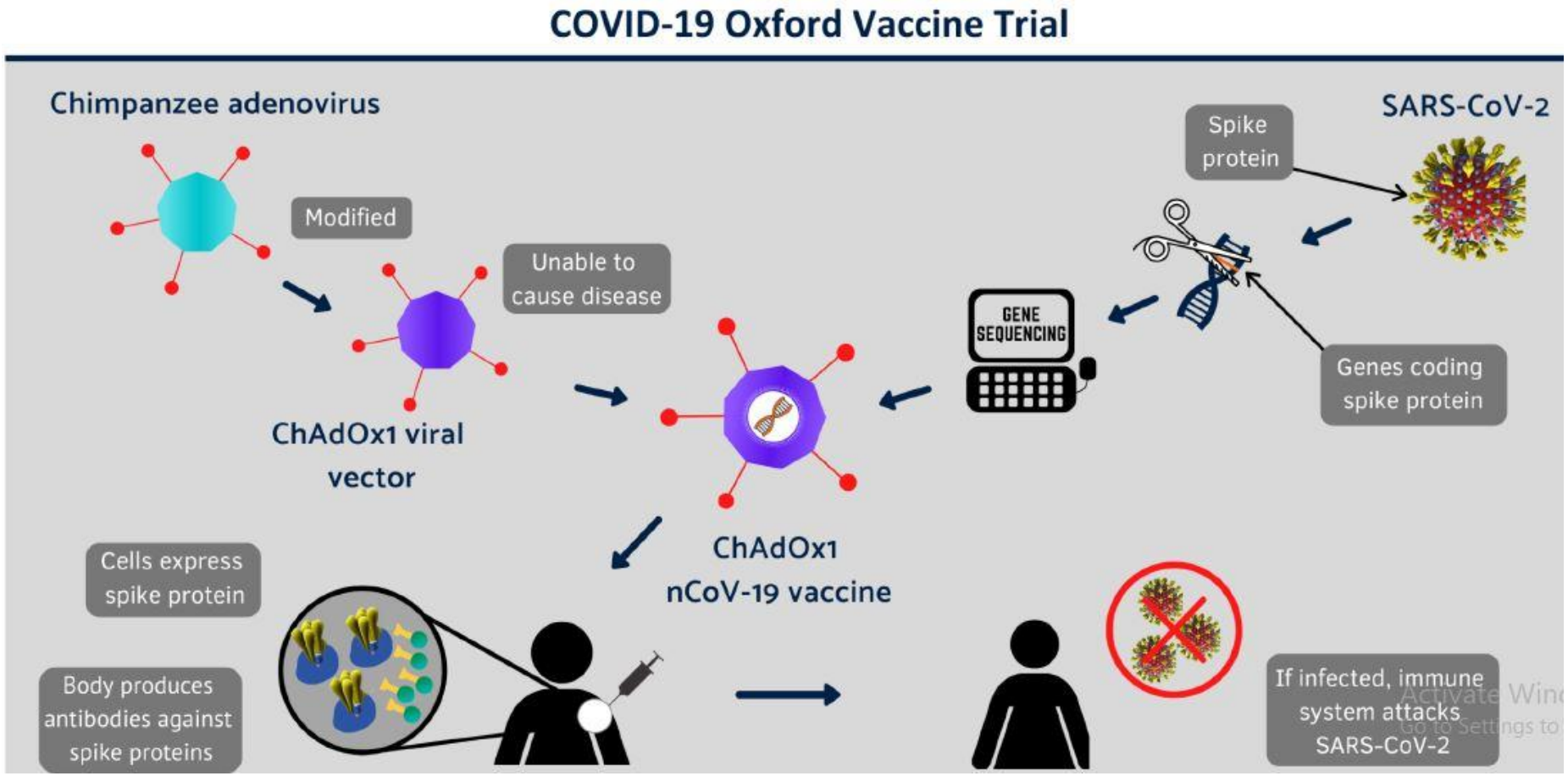

COVID-19 Vaccine: ChAdOx1 n-CoV-19

In the only vaccine developed and put into production, **the genome of the Covid-19** coronavirus **is carried by the Chimpanzee adenovirus ChAdOx1**, which **serves as a viral vector**

ChAdOx1 nCoV-19: **Covid-19** coronavirus carried by the vector virus **ChAdOx1**

Nanoparticles described in MicrosoftPatent PCT/US2019/038084,which will control you thanks to 5G

Disinfectants: either **Thimerosal** or **Formaldehyde** and antibiotics

ΠΟΙΑ ΣΥΣΤΑΤΙΚΑ ΤΟΥ ΙΟΥ ΧΡΗΖΟΥΝ ΑΝΤΙΜΕΤΩΠΙΣΕΩΣ ΜΕ ΦΑΡΜΑΚΑ ; ΚΑΙ ΓΙΑΤΙ ΑΠΑΓΟΡΕΥΤΗΚΑΝ ;

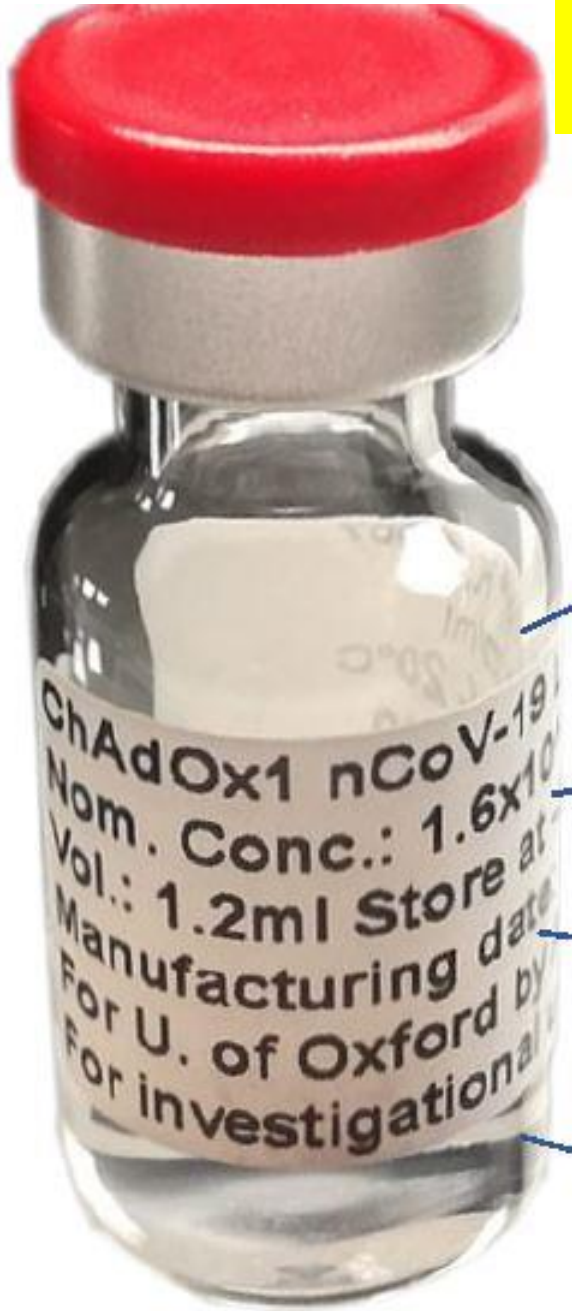

4 fragments of HIV1 which give to vaccinated people: **AIDS syndrom** and **Immunodeficiency** as a consequence

DNA sequences from the malaria germ which give **Malaria** to vaccinated people

157 additional DNA and protein sequences (see Patent US 8,243,718 B2), whose **presence** and **role** are **unexplained**

Nanoparticles which will allow **definitive control of people vaccinated** thanks to **5G**

ΘΕΡΑΠΕΙΑ ΤΗΣ ΑΣΘΕΝΕΙΑΣ COVID-19 ΜΕ ΥΔΡΟΞΥΧΛΩΡΟΚΙΝΗ ΚΑΙ ΑΖΙΘΡΟΜΥΚΙΝΗ (ή μὲ Ἀντιβιωτικὰ π.χ. Τετρακυκλίνη)

TREATMENT OF COVID-19 VIRAL INFECTION WITH HYDROXYCHLOROQUINE

Justification for the use of:

- Hydroxychloroquine

- Hydroxychloroquine and Azithromycin (or an antibiotic from the family of macrolides or tetracyclines): see Documents 10 and 11

Ἀπάντηση στὸ ἐρώτημα γιατὶ τὸ Ὑπουργεῖο Ὑγείας ΑΠΗΓΟΡΕΥΣΕ τὴν συνταγογράφηση Ὑδροξυχλωροκίνης

-- Διότι γνωρίζοντας τὴν ὕπαρξη τοῦ παρασίτου τῆς Ἐλονοσίας μέσα στὸν ἰὸ Covid-19, ἡ ἀντιμετώπιση τῆς ἀσθένειας μὲ τὸ φάρμακο αὐτὸ θὰ σταματοῦσε τὴν νόσο καταστρέφοντας τὸν ἰό !

Why Agnès BUZYN and Olivier VERAN have banned the prescription of Hydroxychloroquine to Covid-19 infected people ?

Agnès BUZYN and Yves LEVY know that DNA fragments from the germ of Malaria are inserted into the genome of Covid-19 (see DOCUMENT 3)

Under these conditions, administration of hydroxychloroquine destroys the genome of Covid-19 and stops the infection.

ΤΕΛΙΚΕΣ ΑΠΑΝΤΗΣΕΙΣ ΣΕ ΕΥΛΟΓΑ ΕΡΩΤΗΜΑΤΑ

- Ὑπῆρξε Σχεδιασμὸς καὶ Μεθόδευση τῆς «ΠΑΝΔΗΜΙΑΣ» COVID-19 ; ΝΑΙ
- Εἶναι ὑπαρκτὸς ὁ ἰός ; ΝΑΙ
- Ἔχει ταυτοποιηθεῖ ὁ ἰός ; ΝΑΙ
- Εἶναι τεχνητὸς ὁ ἰός ; ΝΑΙ
- Ἀπὸ πότε ὑπάρχει ὁ ἰός ; Ἀπὸ τὸ 2015
- Εἶναι ἐπικίνδυνος ὁ ἰός ; ΝΑΙ , διότι περιέχει dna Ἑλονοσίας , καὶ προκαλεῖ ἀνοσοανεπάρκεια σὰν AIDS (ΟΧΙ ὁ κοροναϊὸς Sars-CoV2 αὐτὸς καθ' αὐτός)!
- Ὑπάρχει θεραπεία τῆς νόσου Covid-19 μὲ Φάρμακα ; ΝΑΙ
- Πότε κατασκευάστηκαν τὰ διαγνωστικὰ ΤΕΣΤ Covid-19 ; Ἀπὸ τὸ 2017
- Τὶ περιέχουν τὰ Ἐμβόλια γιὰ τὸν Covid-19 ; Τὸν Covid-19 + Νανοσωματίδια
- Ποιὸς ὁ ἀληθινός (κρυφός) σκοπὸς τοῦ ἐμβολιασμοῦ ; Μείωση τοῦ παγκόσμιου πληθυσμοῦ + πλήρης Ἔλεγχος τῶν ἐπιζησάντων